

WE SPEAK FLUENT BUSINESS LET'S TALK LITHUANIA.

March | 2015

Sandra Pangonyte



Let's talk Lithuania

Facts & Figures

Population¹	2.9 million
Labour Pool²	1.5 million
Capital	Vilnius
Official language	Lithuanian
Dominant foreign languages	English, Russian, German, Polish
Real GDP growth¹	3.0% (2015)* 2.9% (2014) 3.3% (2013) 3.8% (2012) 6.1% (2011)

#1 For GDP/Capita growth in EU³

#11 For ease of starting business⁵

#15 Freest economy in the world⁴



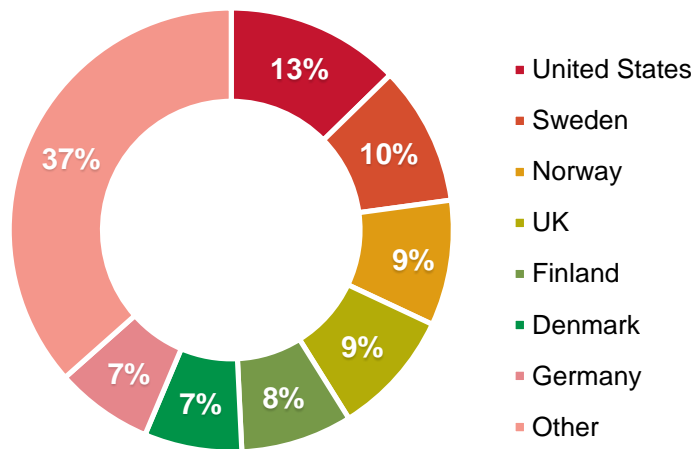
* Forecast
Source 1: Statistics Lithuania, 2015
Source 1: Statistics Lithuania, 2014
Source 3: Eurostat, 2004-2013

Source 4: Heritage Foundation, Economic Freedom Index, 2015
Source 5: World Bank Doing Business Report, 2015

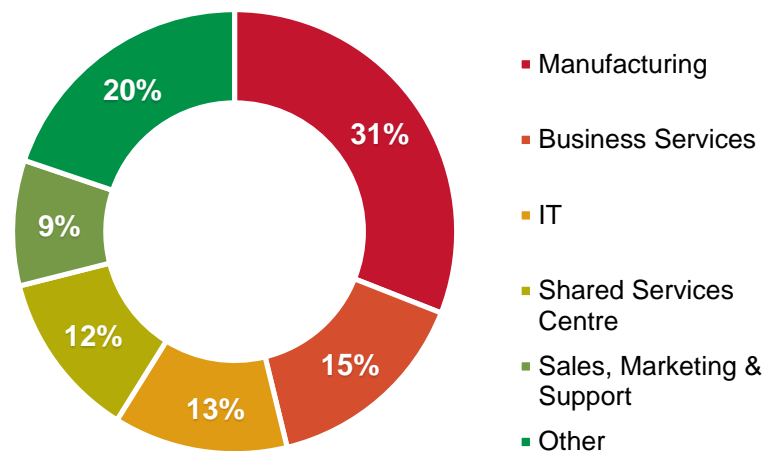
Let's talk Lithuania

FDI Projects overview

**TOP INVESTING COUNTRIES
BY NUMBER OF PROJECTS¹ / 2010-2014**



FDI PROJECTS BY ACTIVITY¹ / 2010-2014



A

PRIORITY SECTORS FOR INVESTMENT

1

**SSC & Business
Services**

2

Manufacturing

3

Life Sciences



Let's talk Lithuania

#1 Global SSC & Business Service in Lithuania

BARCLAYS Technology & HR Centre

Functions: IT development and support
Headcount: 1,300
Established in: 2009, Vilnius



Global Operations Centre

Functions: IT, Accounting, Compliance
Headcount: 1,300+
Established in: 2010, Vilnius



Shared Service Centre

Functions: IT and support, F&A, HR operations
Headcount: 520
Established in: 2008, Vilnius



BPO Center

Functions: IT development and support
Headcount: 350
Established: 2007, Vilnius



BPO Centre

Functions: Accounting and legal services
Headcount: 230+
Established in: 2007, Vilnius



Shared Service Centre

Functions: F&A services
Headcount: 650
Established in: 2012, Vilnius



Lithuania: Western Union's Global Operations Centre

“
The talent we have found in
Lithuania has been motivated
and inspired to drive results
and improvements in Western
Union's globally diverse and
dynamic business.”

*Kendra Ricenbaw, Managing Director for Western
Unions' Europe Regional Operating Center and
a Vice-President of Western Union*

Functions: **24/7 Global Processing Center:**

- Accounting
- Accounts payable
- Settlement
- Credit & risk
- Anti-money laundering
- Compliance
- IT support

FTE: 1,300+

Languages: 26 languages

Est.: 2010, Vilnius



Let's talk Lithuania

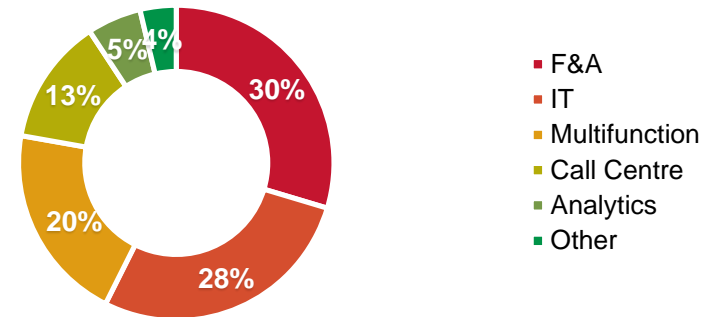
#1 Global SSC & Business Service Overview

- **12,000+** professionals employed in 54 SSC/BPOs
- **82% growth** of the SSC industry in the past 3 years¹
- Among **Top 10** destinations globally for FDI in SSC²

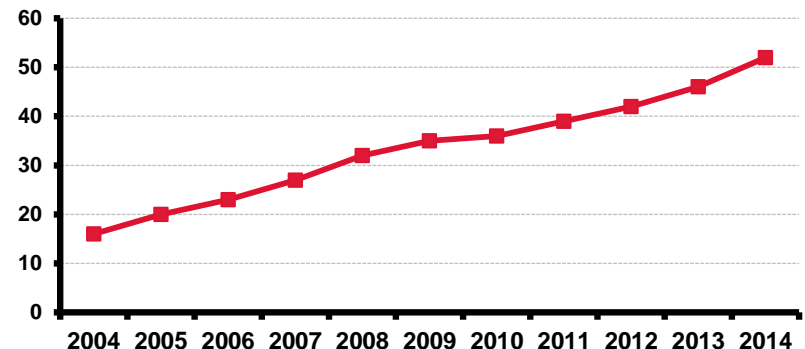
TOP Countries Investing in SSC³

- **#1 DK** 10 SSC/BPO's
- **#2 US / UK** 9 SSC/BPO's
- **#3 NO** 7 SSC/BPO's
- **#4 SE** 6 SSC/BPO's
- **#5 FI** 5 SSC/BPO's

SSC & BPO PRESENCE IN LITHUANIA BY FUNCTION



NUMBER OF SSB/BPO IN LITHUANIA



Let's talk Lithuania

#2 International Manufacturing Presence in Lithuania

MARS Manufacturing plant

Products: pet food
Headcount: 800
Established: 1993, Klaipeda region



Manufacturing plant

Products: iso-thermal trucks, trailers and semi-trailers
Headcount: 330+
Established: 1999, Panevezys

YAZAKI Manufacturing plant

Products: automotive wiring harnesses
Headcount: 700+
Established: 2002, Klaipeda

Kitron Manufacturing plant

Products: electronic circuit boards
Headcount: 400+
Established: 1993, Kaunas

KINZE Manufacturing plant

Products: seeding and planting equipment
Headcount: ~20 [250 by 2016]
Established: 2013 / Vilnius region



PHILIP MORRIS INTERNATIONAL

Manufacturing plant

Products: Tobacco
Headcount: 470
Established: 1993 / Klaipeda



Lithuania: Schmitz Cargobull

“Our efficiency rates in Lithuania are outstanding. Local team of innovative engineers and the flexible production line we've put in place have allowed us to stay ahead of the curve to exceed the demands of the constantly shifting market needs.”

*Raimundas Petrauskas
Managing Director at Schmitz Cargobull Baltic*

Products:

- Thermo-insulating panels
- Isothermal transportation equipment: insulated trucks, trailers and semi-trailers

Employees: 330+

Est.: 1999, Panevezys



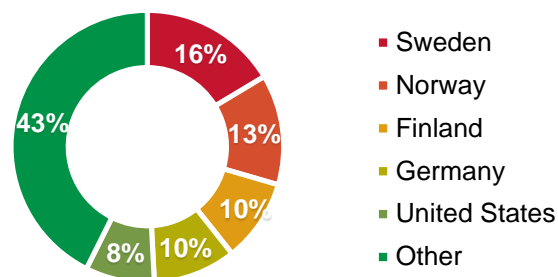
Let's talk Lithuania

#2 Manufacturing Sector Overview

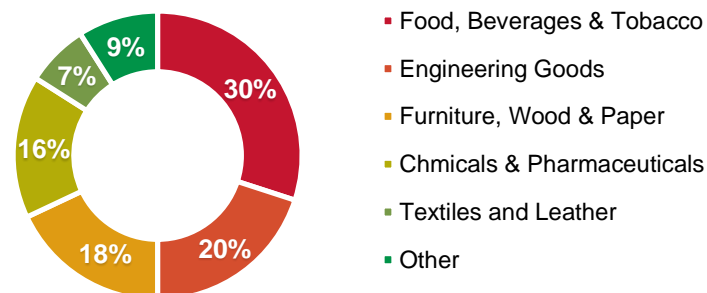
- Turnover of foreign controlled manufacturing companies **doubled** since 2009¹
- **20%** of Lithuania's GDP is generated by manufacturing sector¹
- **>67%** of all manufacturing production is exported mainly to⁴:

- #1 Germany**
- #2 Sweden**
- #3 Poland**
- #4 Latvia**
- #5 United Kingdom**

TOP COUNTRIES INVESTING IN MANUFACTURING
2010-2014²



MANUFACTURING STRUCTURE / 2013³



Source 1: Statistics Lithuania, 2012

Source 2: The Financial Times FDI monitoring database, 2014 and Invest Lithuania data

Source 3: Statistics Lithuania; structure by value of industrial production; excluding manufacture of coke and petroleum products

Source 4: Statistics Lithuania, 2014; production of Lithuanian origin; excluding manufacture of coke and petroleum products



Let's talk Lithuania

#3 International Life Science Presence in Lithuania



Manufacturing

Products: injectable compounds
Headcount: 110+
Established: 2011, Kaunas




Manufacturing / R&D

Products: reagents
Headcount: 490+
Established: 2010, Vilnius



Manufacturing

Products: respiratory care products
Headcount: 1,710+
Established: 1996, Vilnius



Manufacturing / R&D

Products: recombinant proteins
Headcount: 210+
Established: 2004, Vilnius

MOOG Manufacturing / R&D

Products: medical devices
Headcount: 100+
Established: 2010, Vilnius

biotechpharma Manufacturing

Products: recombinant proteins
Headcount: 90+
Established: 2004, Vilnius



Lithuania: Thermo Fisher Scientific

ThermoFisher
SCIENTIFIC

“Thermo Fisher’s investment in Lithuania is our symbol of confidence in the biotechnology talent within Lithuania and its potential impact worldwide.”

Alan Malus

Executive VP at Thermo Fisher Scientific

Activity:	creates, produces, and sells products of molecular biology (enzymes primarily)
Employees:	450+
Est.:	2010, Vilnius



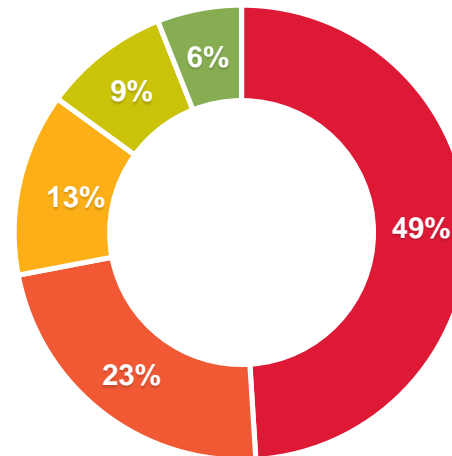
Let's talk Lithuania

#3 Life Sciences Sector Overview

- **345** manufacturers in the industry¹
- Life sciences industry has **expanded by 15%** over 2009-2012, reaching ~USD 514 m²
- **26%** growth of pharmaceutical and medical production exports observed over 2010-2014³
- **>70%** of all pharmaceutical and medical production is exported mainly to¹:

- #1 Germany**
- #2 United States**
- #3 United Kingdom**
- #4 France**
- #5 Russia**

STRUCTURE OF LIFE SCIENCES SECTOR²



- Medical & dental practice
- Manufacturing of medical & dental equipment
- Manufacturing of pharmaceuticals
- Manufacturing of measuring, testing & navigation equipment
- R&D in natural sciences and engineering

Source 1: Statistics Lithuania, 2012

Source 2: Statistics Lithuania and Invest Lithuania's estimations

Source 3: Statistics Lithuania, 2014; exports of Lithuanian origin



B

LITHUANIA'S QUALITIES

1

**Young
competence
& talent**

2

**Fast to
connect
infrastructure**

3

**Cost &
quality
combined**

4

**Business
friendly
environment**

5

**Perfect
living pace**



Lithuania's qualities

#1 Young competence & talent

Top 5 in the EU with the highest ratio of young people¹

Ambitious young professionals

- **#1 in the EU** or **93%** of our population have higher or secondary education²
- **#1 in the EU** for mathematics, science and technology graduates per capita³
- **16%** of Lithuania's young professionals specializes in engineering, manufacturing and construction (**x2 EU average**)⁴
- **50%** of all student population study fields applicable for services industry⁵

Source 1: Eurostat, 2013

Source 2: Eurostat, 2013 (age group 25-64)

Source 3: Eurostat, 2012 (age group 20-29)

Source 4: Eurostat, 2012 (age group 25-29)

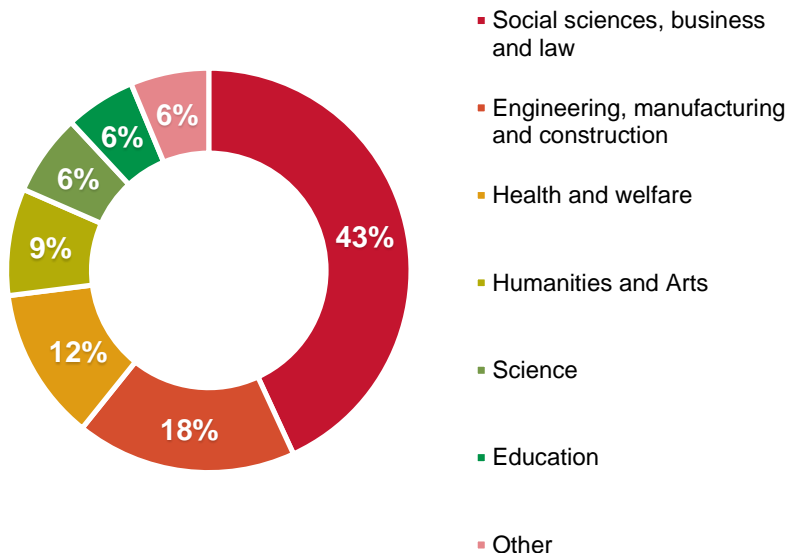
Source 5: Ministry of Education and Science, 2015



Lithuania's qualities

#1 Young competence & talent

STRUCTURE OF STUDENTS AT HIGHER EDUCATION 2014-2015³



Language

- **80%** proficiency in English among young professionals¹
- **50%** speak at least 2 foreign languages²
- **Main languages:** English, Russian, German, Polish, Scandinavian and Romanic languages

Lithuania's qualities

#2 Fast to connect infrastructure - communications

- **Leading** broadband speed in the EU and globally¹
- **Fastest public** Wi-Fi in the world²
- **#1 in the EU** for fibre-to-home penetration³
- **#4 globally** in fulfilling business needs for ICT⁴
- **#3 most affordable** internet in the EU¹

Source 1: Ookla Net Index, 2014

Source 2: Rotten Wifi tests, 2014

Source 3: Fibre to the Home Council, 2013

Source 4: IMD World Competitiveness Yearbook, 2014



Lithuania's qualities

#2 Fast to connect infrastructure - logistics

1st in the CEE for quality of roads¹

Road & Rail:

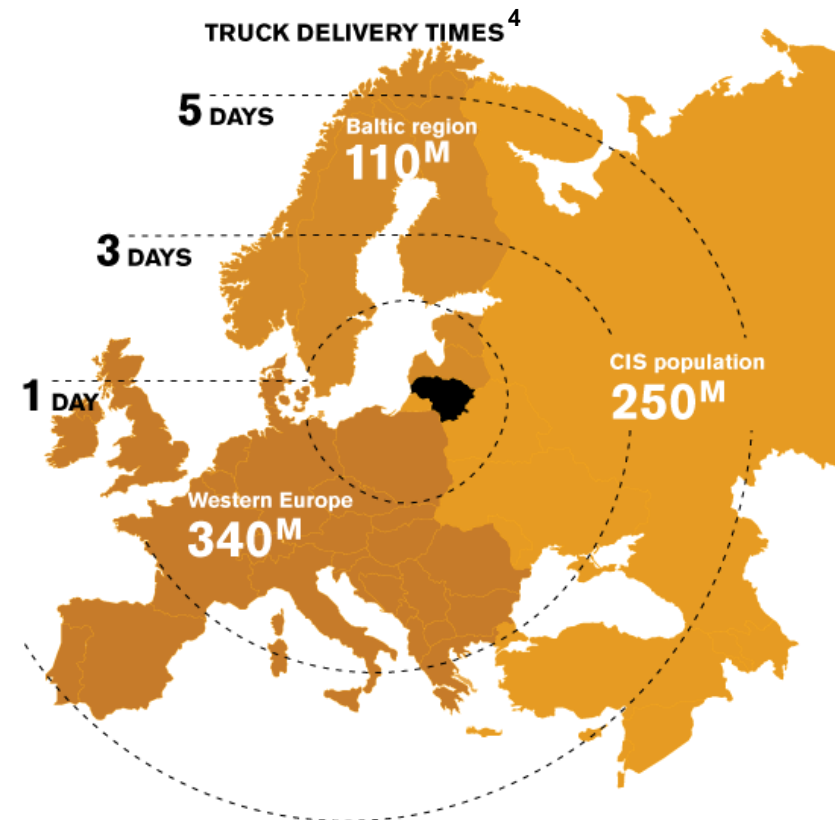
- **25,800 truck fleet** in Lithuania in comparison with Germany: 308,078, Denmark: 21,038, Sweden: 15,248²
- Rail cargo services direct to Russia, Belarus, Latvia, Poland, Germany, Ukraine and Asia (incl. China)

Air:

- 4 International Airports, access to major European cities and Moscow within **2-3 hours flight**

Sea:

- Klaipeda State ice-free Seaport
- **14.5 m** deep port, handling up to **60 million tons** of cargo annually, the largest port in the Baltic States³



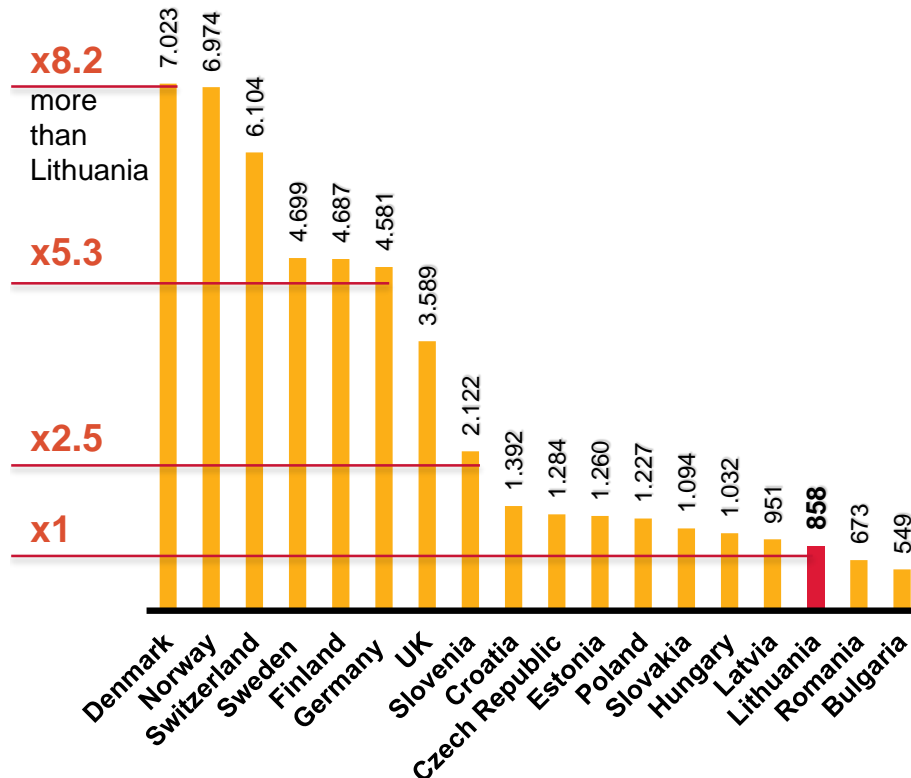
Source 1: World Economic Forum, Global Competitiveness Report, 2014
Source 2: European commission, 2012
Source 3: www.portofklaipeda.lt

Source 4: Girtėka Logistics, 2014. Estimates based on two-driver shared shift model

Lithuania's qualities

#3 Cost & quality combined

AVERAGE MONTHLY GROSS WAGES (USD), 2013¹



2.5% average real wage growth for 2014-2015²

Position	Average Monthly Gross Salary ³ , USD
Production Technologist	1,192
Technical Supervision Engineer	1,384
Project Manager	1,590
Technical Director	2,384

Source 1: National Statistics Departments, 2013

Source 2: European Commission, European Economic Forecast, Spring 2014

Source 3: Alliance for Recruitment, 2014

Lithuania's qualities

#4 Business friendly environment

	LT	LV	PL	DE	SE
Corporate profit tax	0 - 15%	15%	19%	< 33%	22%
VAT	21%	21%	23%	19%	25%
Dividends	0-15%	0%	0-19%	0-25%	0-30%
Personal income tax	15%	24%	< 32%	< 45%	< 57%
Social security tax	9% employee 30.98% employer	10.5% employee 23.59% employer	Total 35%	Total ~40%	7% employee < 31.42% employer

#2 BEST PLACE TO INVEST IN EUROPE



Source: Baseline Profitability Index 2014, Foreign Policy

DOING BUSINESS IN LITHUANIA



Source: Ministry of Economy of the Republic of Lithuania, 2013



Lithuania's qualities

#4 Business friendly environment – tax free zones

7 Free Economic Zones (FEZ):

- **0%** corporate tax for the first 6 years*
- **50%** discount on corporate tax over the next 10 years*
- **0%** tax on dividends*
- **0%** tax on real estate*

Industrial Parks (IP)

6-12 months delivery of build-to-suit manufacturing facilities

FEZ IN LITHUANIA



* Conditions apply



Lithuania's qualities

#4 Business friendly environment – financial incentives

- Lithuania's Government¹:

Up to 25% of investment to long-term fixed assets or job creation

Taxation treaties with 50 countries²

Corporate profit tax incentives for R&D - fully **deductible expenses x3**²

Investment projects: corporate profit tax can be **reduced up to 50%**²

- European Union²:

Up to 50% of R&D activities

Up to 50% of employee training

- Additional:

Up to 23.3% of youth employment costs³

Up to USD 795* per month reimbursed for employment of unemployed⁴

Source 1: Invest Lithuania

Source 2: Ministry of Economy of the republic of Lithuania

Source 3: JSC "Investicijų ir verslo garantijos"

Source 4: Lithuanian Labour Exchange

*the reimbursement in USD may vary due to EUR/USD exchange rate; up to EUR 600 may be reimbursed



Lithuania's qualities

Perfect living pace

Easy access to Europe

- Regular flights to all major European destinations, with **flight-times of only 2-3 hours**.

Cost of living:

- According to the Mercer Cost of Living Index 2014, Vilnius is one of the five **least expensive** EU capitals to live in for expatriates.¹

Lifestyle:

- Vilnius is ranked by the New York Times alongside Copenhagen, Barcelona and Capetown as a **hip and well managed place** to live.²



We are a government agency that provides free investment advice, contacts and data.

Let's talk if you need someone to:

INFORM you on business costs, labour, tax & legal settings and other business areas.

CONNECT you to partners and organise your business meetings in Lithuania.

FACILITATE the set up and launch of your company, access the government financial support and a range of training schemes.

SUPPORT your investment by lobbying for more business friendly laws and assisting in one-off problems.

1. 
Inform

2. 
Connect

3. 
Facilitate

4. 
Support



Let's talk Lithuania

Sandra Pangonyte
Senior Investment Advisor

A: Jogailos St. 4 / LT-01116

T: +370 684 01244

E: sandra@investlithuania.com

www.investlithuania.com

“
As advocates of the “can-do”
attitude, when we first visited
Lithuania we were thoroughly
impressed by the creativity,
energy and entrepreneurial
spirit of the people we met.
That's the Wix way, and so
Lithuania seemed like a
natural fit for our company.”

*Boaz Inbal, Manager of External Dev. Centres
at Wix.com*

